

# AUTOMATIC HAIR BRUSH CLEANER

## EASY STEP-BY-STEP USER GUIDE



1


3.1

2

3.2

1

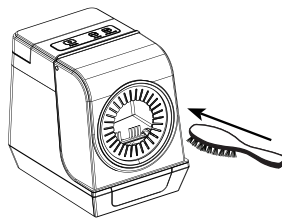
### TURN ON



Press **POWER** to turn the machine on, then choose program: **CLEAN** or **STERILIZE**

2

### CLEAN



Press **CLEAN** to enter the cleaning mode. Press once again to start 15 sec. cleaning.

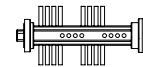
!

### HARD BRUSH



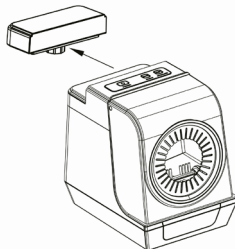
!

### SOFT BRUSH



3.1

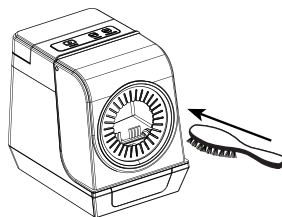
### STERILIZE - FILL UP



Fill the container with 200 ml of art.nr. 6542 Ultra Sonic & Cold Mist Cleaner RTU

3.2

### STERILIZE - EXECUTE



Press **STERILIZE** to enter the sterilizing mode. Press once again to start 5 sec. sterilization.

**BRATT**  
TRADING