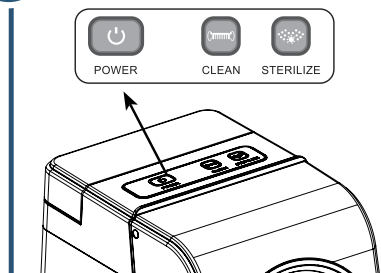


AUTOMATIC HAIR BRUSH CLEANER

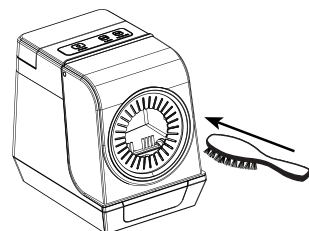
EASY STEP-BY-STEP USER GUIDE

1 TURN ON



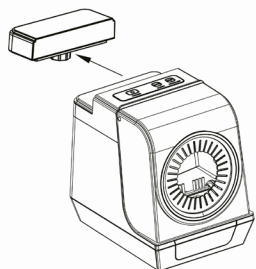
Press **POWER** to turn the machine on, then choose program: **CLEAN** or **STERILIZE**

2 CLEAN



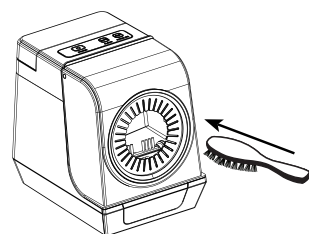
Press **CLEAN** to enter the cleaning mode. Press once again to start 15 sec. cleaning.

3.1 STERILIZE - FILL UP



Fill the container with 200 ml of art.n. 6542 Ultra Sonic & Cold Mist Cleaner RTU

3.2 STERILIZE - EXECUTE



Press **STERILIZE** to enter the sterilizing mode. Press once again to start 5 sec. sterilization.



! HARD BRUSH



! SOFT BRUSH

